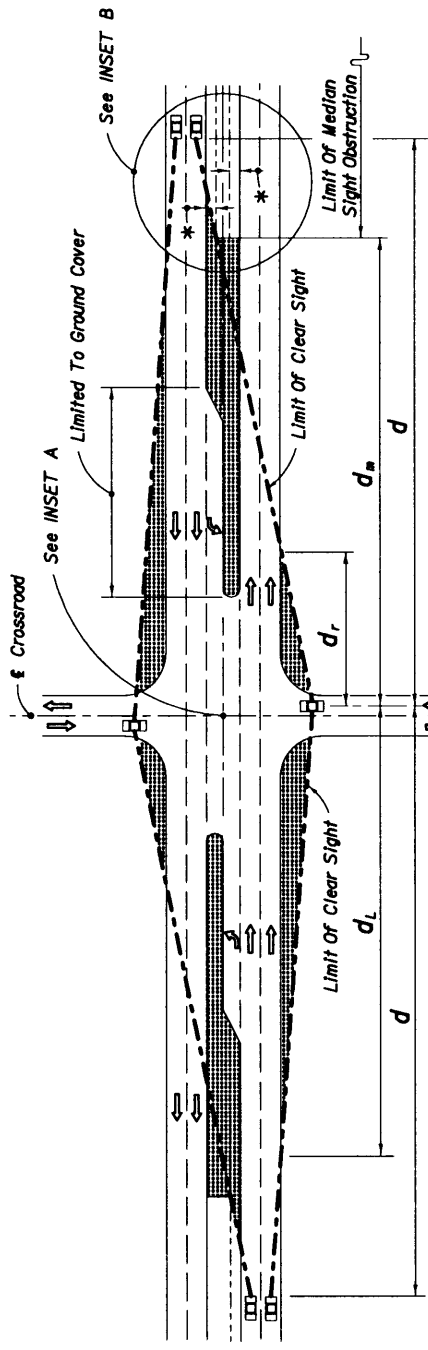


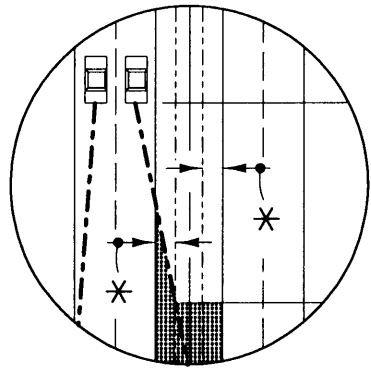
**LEGEND**

Areas Free Of Sight Obstructions

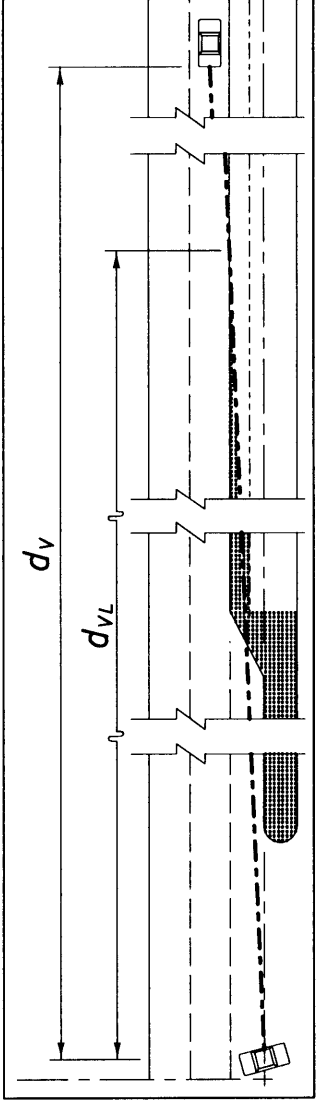


\* 6' For Restricted Conditions  
CZ For Non-Restricted Conditions  
See Index No. 700

**PLAN**  
**PICTORIAL**



**INSET B**



Where The Median Is Sufficiently Wide For The Design Vehicle To Pause In The Median (Vehicle Length Plus 6' Min.) The Clear Line Of Sight To The Right (d<sub>V</sub>) Is Measured From The Vehicle Pause Location, i.e. Not From The Cross Road Stop Position; Distances d<sub>r</sub> & d<sub>m</sub> Do Not Apply.

**INSET A**

**NOTES FOR 4-LANE DIVIDED ROADWAY**

1. See Sheet 6 for origin of clear sight line on the minor road.
2. Values shown in the tables are the governing (controlling) sight distances calculated based on 'AASHTO Case B - Intersection with Stop Control on the Minor Road.'

25'-64' MEDIAN					
Design Speed	d	d <sub>L</sub>	d <sub>r</sub>	d <sub>M</sub>	d <sub>VL</sub>
30	290	210	330	230	
35	330	230	390	280	
40	380	270	440	310	
45	430	300	500	350	
50	480	340	550	390	
55	530	370	610	430	
60	570	400	660	470	
65	620	440	720	510	

**PASSENGER VEHICLE ( P )**

40'-64' MEDIAN					
Design Speed	d	d <sub>L</sub>	d <sub>r</sub>	d <sub>M</sub>	d <sub>VL</sub>
30	370	260	420	300	
35	440	310	490	350	
40	500	350	560	400	
45	560	400	630	450	
50	620	440	700	500	
55	680	480	770	540	
60	730	530	840	590	
65	810	570	910	640	

**SINGLE-UNIT TRUCK ( SU )**

35'-50' MEDIAN					
Design Speed	d	d <sub>L</sub>	d <sub>r</sub>	d <sub>M</sub>	d <sub>VL</sub>
30	670	470	100	580	
35	780	550	120	680	
40	890	630	140	780	
45	1000	710	150	870	
50	1110	790	170	970	
55	1220	860	190	1070	
60	1330	940	200	1160	
65	1440	1020	220	1260	

**INTERMEDIATE SEMI-TRAILERS ( WB-40 & WB-50 )**

64' MEDIAN		
Design Speed	d	d <sub>VL</sub>
30	460	330
35	540	390
40	620	440
45	690	490
50	770	540
55	850	600
60	930	660
65	1000	720

Vehicle Type	Vehicle Length ( Ft. )
Passenger ( P )	19
Single Unit ( SU )	30
Large School Bus	40
WB-40	45.5
WB-50	55

**SIGHT DISTANCES ( d ) & ( d<sub>V</sub> ) AND RELATED DISTANCES ( d<sub>L</sub>, d<sub>r</sub>, d<sub>M</sub> & d<sub>VL</sub> ) ( FEET )**

**4 LANE DIVIDED ROADWAY**



2006 FDOT Design Standards

Last Revision 04

Sheet No. 4 of 6

**SIGHT DISTANCE AT INTERSECTIONS**

Index No. 546